

# CMIS430

## Lab 2.10.3 DHCP and Helper Addresses

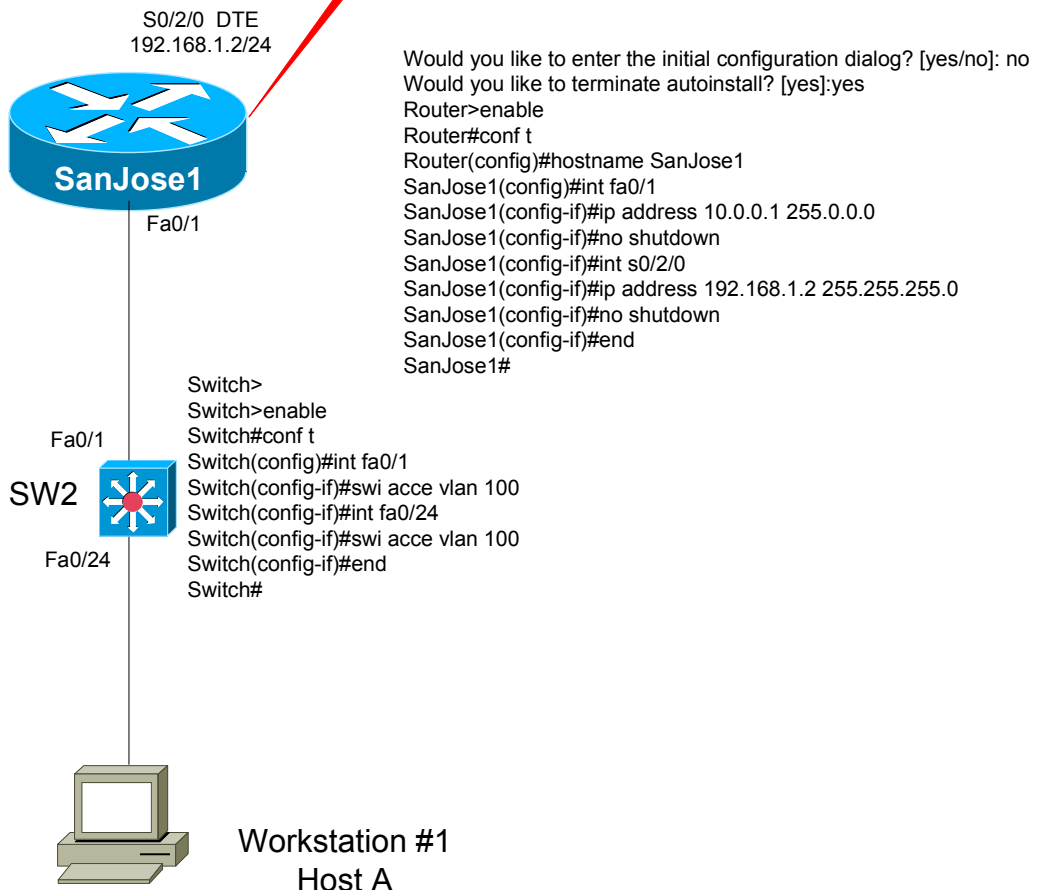
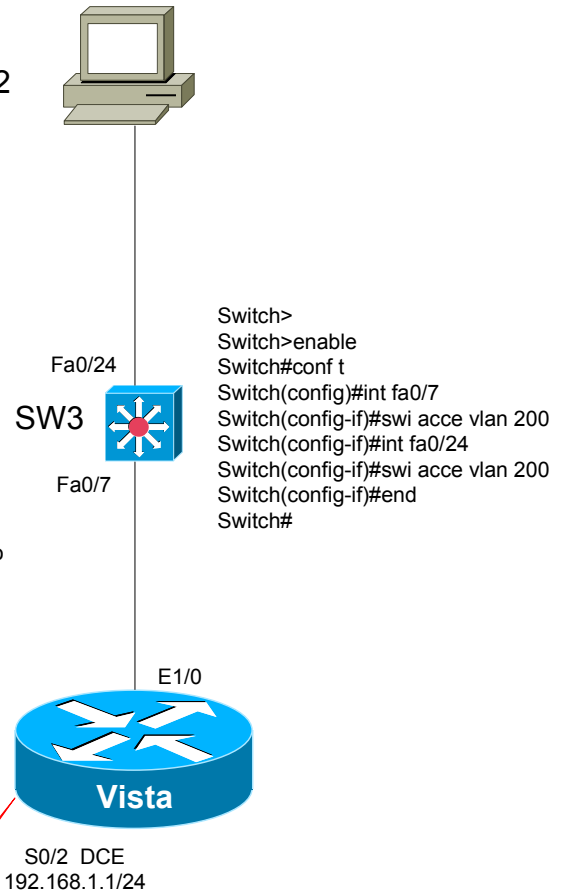
Workstation #2  
Host B

The helper address needs to be configured on the router interface facing the DHCP client, not Fa0/0 that is stated in your lab because our interfaces are different.

**(If you have questions with your lab that are not related to the general connectivity shown in this drawing,, there will be a \$50/hr tutor fee)**

```

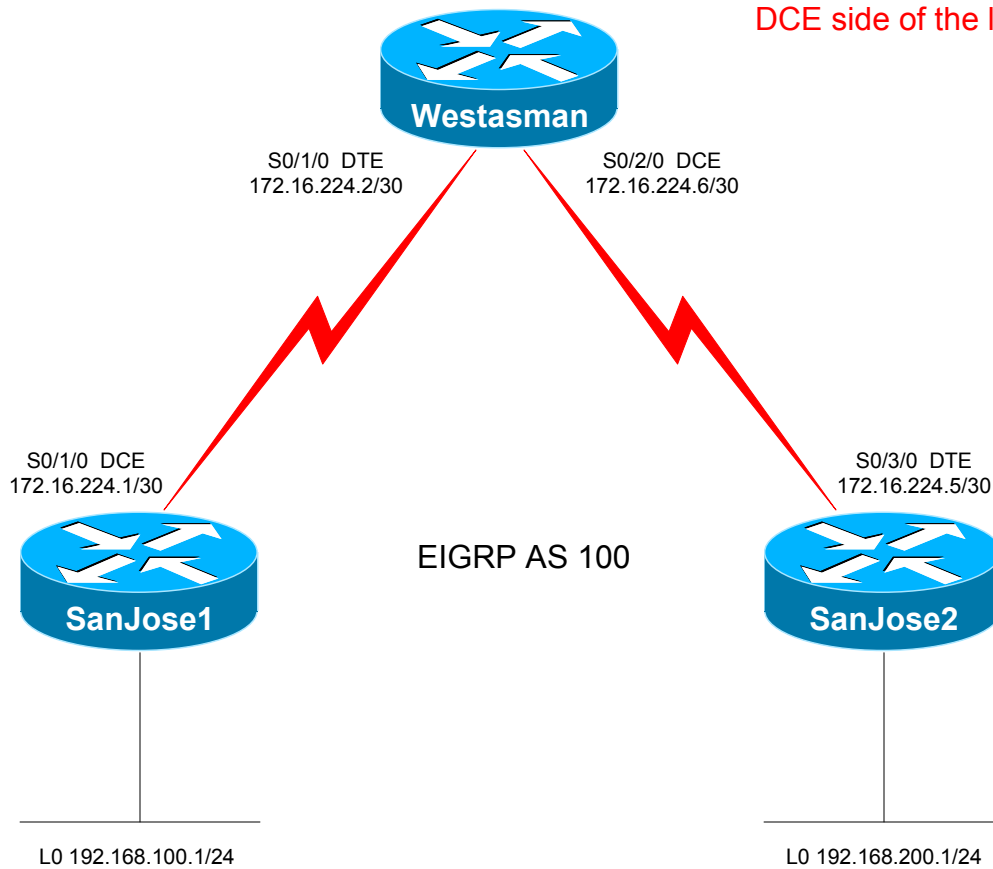
Would you like to enter the initial configuration dialog? [yes/no]: no
Would you like to terminate autoinstall? [yes]:yes
Router>enable
Router#conf t
Router(config)#hostname Vista
Vista(config)#int e1/0
Vista(config-if)#ip address 192.168.3.1 255.255.255.0
Vista(config-if)#no shutdown
Vista(config-if)#int s0/2
Vista(config-if)#ip address 192.168.1.1 255.255.255.0
Vista(config-if)#clock rate 64000
Vista(config-if)#no shutdown
Vista(config-if)#end
Vista#
  
```



# CMIS430

## Lab 5.7.1 EIGRP

DO NOT forget to configure  
Clock Rate 64000 on the  
DCE side of the links.



# CMIS430

## Lab 6.9.5 Configuring an NSSA

